



Gerkin[™]
WINDOWS & DOORS

COMFORT SERIES[®]
S I N G L E H U N G

6100



6100

SINGLE HUNG

The Comfort Series model 6100 single hung is a new generation window for Gerkin! After a decade of proven performance with our single hung, we found a way to make it even better! Here at Gerkin, we only make changes in our product to ensure better performance. Many competitors are working hard at seeing how cheap they can build a single hung. We believe our customers want a great value of quality and price. That's why we build our windows to perform among the best in the industry. The 6500 window compliments the 6100 single hung as a stand alone fixed window or can be used to mull fixed and specialty shapes in order to create custom configurations.



COMFORT SERIES®
S I N G L E H U N G

The 6100 is highlighted by the use of a stylish 2 1/2" beveled frame design, fusion welded sash and frame and triple weather seals. We have designed this window to perform at a very high level through the use of multiple vinyl chambers, internal aluminum reinforcements, heavy-duty block and tackle balances as well as warm edge technology glass! If you're looking for a high performance single hung window with easy operation and low maintenance all at a great value, look no further than the Comfort Series 6100!





6100

SINGLE HUNG FEATURES

- 1** Multiple Seal Weatherstripping: Triple fin-seal weatherstripping on the jambs with additional weatherstripping at the interlock provides a tight air and water seal at the sash.
 - 2** Interlock: The 6100 has a full interlock with fin seal weatherstripping at the meeting rail. Its design provides a positive seal and easy operating engagement.
 - 3** Hardware: The 6100 operates on a smooth operating block and tackle balance system. The tilt latches are recessed into the sash for a more attractive appearance.
 - 4** Aluminum Reinforced Sash: The sash is reinforced with extruded aluminum stiffeners in the full perimeter of the sash. The sash is also exterior glazed for a more attractive appearance on the interior.
 - 5** Sloped Sill Design: Our single hung utilizes a fully sloped, weepless sill design. This provides for excellent drainage and air infiltration performance. Plus there's no weeps to get plugged!
 - 6** Extruded Screen Frame: Gerkin offers more strength in its screen frame in order to give more reliability in screen durability. The screen is removable without removing the sash.
 - 7** Frame: 2 1/2" frame depth and a slimline design with exterior bevels provide strength and beauty. Our frame and sash are fully fusion welded extruded UPVC.
- The 6100 single hung comes with 3/4" insulated clear or argon filled LoE³ high performance glass. Easy clean / self-cleaning or high impact laminate storm performance glass options are also available.

6100

Super Spacer[®]

SINGLE HUNG TEST RESULTS



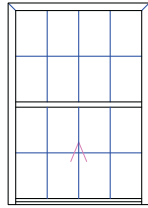
NFRC TEST RESULTS	
U-VALUE	.30
SOLAR HEAT GAIN COEFFICIENT	.22
VISIBLE LIGHT TRANSMITTANCE	.51
CONDENSATION RESISTANCE	56



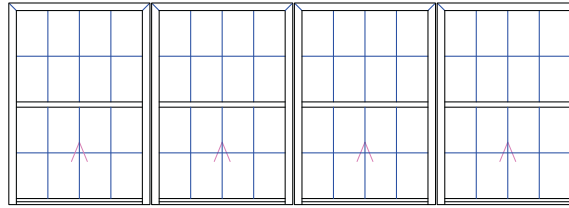
AAMA TEST RESULTS	TEST WINDOW	
	2 Equal Lite 48" X 60"	2 Equal Lite 44" X 77"
AIR INFILTRATION	.04 cfm/sq.ft.	.06 cfm/sq.ft.
WATER	6.0 psf	6.0 psf
STRUCTURAL	60 psf	60 psf
INDOOR / OUTDOOR SOUND TRANSMISSION CLASS	28	28
SOUND TRANSMISSION CLASS (w/ 1/4 LAM X 1/8 A)	33	33
AAMA RATING	LC-PG40-H	LC-PG40-H



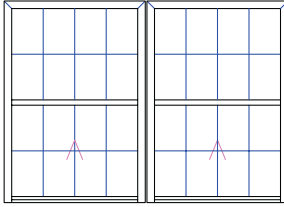
6100 SERIES ELEVATIONS



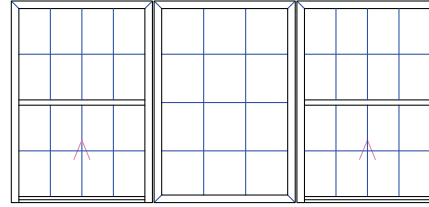
2 EQUAL LITE



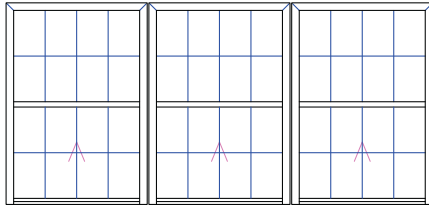
QUAD XXXX



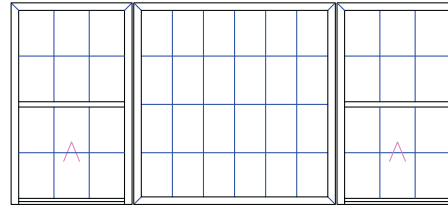
TWIN XX



TRIPLE XOx



TRIPLE XXX



3 LITE PICTURE XOx

CUSTOM CONFIGURATIONS AVAILABLE

LIMITED WARRANTY

All Gerkin Comfort Series Products offer a comprehensive Limited Warranty.
For detailed warranty information, visit www.gerkin.com


COLOR SELECTIONS



WHITE



TAN



SANDSTONE

Quality since 1932

Our mission is to manufacture high quality, low maintenance window and door products that are thermally efficient, yet fairly priced. Throughout our history we have established ourselves as an innovator in the design and manufacturing capability of insulated windows and doors. Stringent product testing and innovative design has allowed our products to evolve as market and consumer needs change, bringing you the quality, maintenance-free products you desire. We also publish our AAMA test results to back up our claims of product performance and quality.



P.O. BOX 3203
SIoux CITY, IA 51102
PHONE: 402.494.6000
FAX: 402.494.6765
TOLL FREE: 800.475.5061



Super Spacer[®]