



Gerkin[™]
WINDOWS & DOORS

COMFORT SERIES®
DOUBLE HUNG

4800



4800 DOUBLE HUNG

Are you looking for a lot of ventilation, but don't want to sacrifice performance...then take a good look at the Comfort Series 4800 double hung. The 4800 is quite possibly the tightest double hung of any double hung made today!

Our double hung features a patented "candy cane" operating jamb stop which seals the ends of the interlock rail and the face of the lower sash with perfection! No other double hung has it. To compliment this patented performance, we have included three or more weather seals in every area where the sash makes a connection with the frame, including the interlock. The 4800 fixed window compliments the 4800 double hung as a stand alone fixed window or can be used to mull fixed and specialty shapes in order to create custom configurations.



COMFORT SERIES®
DOUBLE HUNG



Gerkin traditionally seeks to build in long-term performance with all windows and doors. That's why we use multi-chambered fusion welded vinyl along with multiple areas of internal aluminum reinforcements. The 4800 works best when the weather conditions are at their worst. All sash members have full perimeter internal aluminum reinforcements. This extra structure restricts sash deflection under strong wind loads and thus allows all three weather seals to stay firmly connected for unsurpassed performance!

Before a double hung window is to be considered a great window, it first must operate like a champ! That's why we offer "assist operated" block and tackle balances for easy opening and closing as well as easy tilt sashes for effortless cleaning.

The appearance of this window will impress all who see it! It's slimline beveled frame appearance and equal lite sash offers maximum open viewing.

Whether it's a replacement window you need or a window for an addition or new home, the 4800 double hung offers all the bells and whistles along with great performance that you would expect from Gerkin and then some!



4800

DOUBLE HUNG FEATURES

- 1 Triple Weatherstripping:** The 4800 sash has triple weatherstripping as does the sash interlock providing for a very tight window.
 - 2 One Piece Sloped Sill:** Our double hung utilizes a fully sloped, weepless sill design. This provides for excellent drainage and air infiltration performance. Plus there's no weeps to get plugged!
 - 3 Patented Jamb Design:** Our "Candy Cane" jamb design allows a full jamb-to-jamb interlock, an outside lower sash seal surface and equal dimensional sashes with a clean traditional appearance.
 - 4 Hardware:** Both sashes tilt in for cleaning and operate on our easy glide block and tackle balance system. Our color matched locking mechanism locks into extruded aluminum stiffened upper sash for solid strength and security. Anti-spread pivot bars on the sashes and a unique installation strap make it difficult to spread the jambs during installation.
 - 5 Aluminum Reinforcement:** Both sashes are reinforced with extruded aluminum stiffeners in the full perimeter of the sash. The sill is also reinforced with an aluminum stiffener.
 - 6 Extruded Screen Frame:** Our double hung utilizes an extruded frame screen with a standard reinforcing bar in the middle. The screen overlaps the window frame to provide a solid, bug free seal.
 - 7 Frame:** The 3-1/4" frame depth makes the 4800 ideal for new construction and retrofit applications. This unit's slimline beveled frame design gives it a stylish look inside and out. The 4800 double hung window is fully fusion welded extruded UPVC.
- The 4800 double hung comes with 3/4" insulated clear or argon filled LoE³ high performance glass. Easy clean / self-cleaning or high impact laminate storm performance glass options are also available.



4800

Super Spacer[®]

DOUBLE HUNG TEST RESULTS



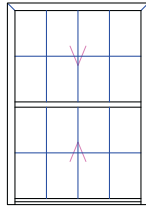
NFRC TEST RESULTS	
U-VALUE	.30
SOLAR HEAT GAIN COEFFICIENT	.22
VISIBLE LIGHT TRANSMITTANCE	.50
CONDENSATION RESISTANCE	59



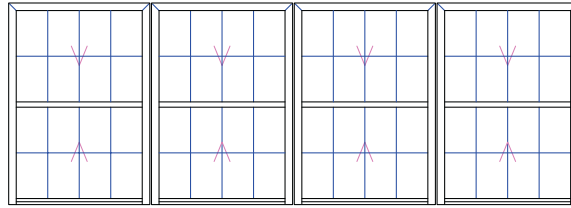
AAMA TEST RESULTS	TEST WINDOW	
	2 Equal Lite 48" X 72"	2 Equal Lite 44" X 60"
AIR INFILTRATION	.05 cfm/sq.ft.	.05 cfm/sq.ft.
WATER	5.25 psf	7.5 psf
STRUCTURAL	52.5 psf	75 psf
INDOOR / OUTDOOR SOUND TRANSMISSION CLASS	28	28
SOUND TRANSMISSION CLASS (w/ 1/4 LAM X 1/8 A)	34	34
AAMA RATING	LC-PG35-H	LC-PG50-H w/dam riser



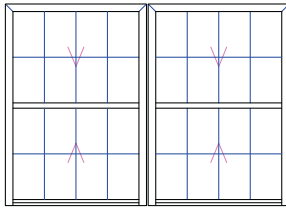
4800 SERIES ELEVATIONS



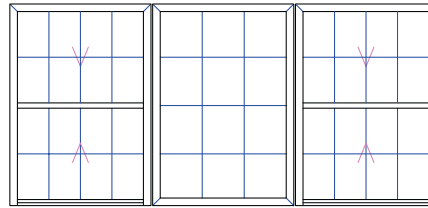
2 EQUAL LITE



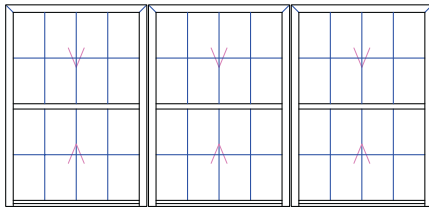
QUAD XXXX



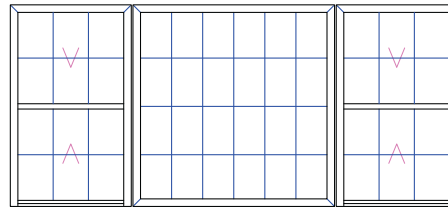
TWIN XX



TRIPLE XOx



TRIPLE XXX



3 LITE PICTURE XOx

CUSTOM CONFIGURATIONS AVAILABLE


LIMITED WARRANTY

All Gerkin Comfort Series Products offer a comprehensive Limited Warranty.
For detailed warranty information, visit www.gerkin.com


COLOR SELECTIONS



WHITE



TAN



SANDSTONE

Quality since 1932

Our mission is to manufacture high quality, low maintenance window and door products that are thermally efficient, yet fairly priced. Throughout our history we have established ourselves as an innovator in the design and manufacturing capability of insulated windows and doors. Stringent product testing and innovative design has allowed our products to evolve as market and consumer needs change, bringing you the quality, maintenance-free products you desire. We also publish our AAMA test results to back up our claims of product performance and quality.



P.O. BOX 3203
SIoux CITY, IA 51102
PHONE: 402.494.6000
FAX: 402.494.6765
TOLL FREE: 800.475.5061



Super Spacer[®]