


GERKIN WINDOWS & DOORS PANNING GUIDE




MEASURING FOR PANNING													
	<table border="1"> <thead> <tr> <th colspan="2">RECORD MEASUREMENTS</th> </tr> </thead> <tbody> <tr> <td>A =</td> <td>_____</td> </tr> <tr> <td>B =</td> <td>_____</td> </tr> <tr> <td>C =</td> <td>_____</td> </tr> <tr> <td>D =</td> <td>_____</td> </tr> <tr> <td>E =</td> <td>_____</td> </tr> </tbody> </table>	RECORD MEASUREMENTS		A =	_____	B =	_____	C =	_____	D =	_____	E =	_____
RECORD MEASUREMENTS													
A =	_____												
B =	_____												
C =	_____												
D =	_____												
E =	_____												
<p>MEASURE INSIDE ROUGH BUCK TO ROUGH BUCK ORDER SIZE</p> <p>SHORTEST MEASUREMENT OF A,B,C = _____</p> <p>SHORTEST MEASUREMENT OF D,E = _____</p>													




PANNING LAYOUT



JAMB HEAD & HEAD



JAMB SILL (SLOPED)




SILL (SLOPED)




Gerkin Windows & Doors

P.O Box 3203
 Sioux City IA. 51102
 Phone: (402) 494-4000 (800) 475-5061
 Fax: (402) 494-6765
 Web site: www.gerkin.com E-Mail: gerkin@gerkin.com






APPLY BEAD OF CAULK TO FULL SURFACE OF SILL ENDS




FASTEN JAMB SILL TO SILL



MAKE SURE BULB IS BEHIND LEG OF SILL



MAKE SURE SCREWS LINE UP WITH SCREW BOSS




CAULK ALL INSIDE LEGS OF PANNING




CAULK AND SMOOTH EXTERIOR SURFACE OF PANNING




ON JAMB HEAD PULL WEATHER-STRIPPING DOWN 1/8" AND CUT




CAULK ENDS OF PANNING HEAD



CAULK LEG ON JAMB HEAD



FASTEN JAMB HEAD TO HEAD



CAULK ALL AREAS WHERE PANNING CONNECTS



APPLY CAULK TO INSIDE LEG OF PANNING



SLIDE PANNING INTO OPENING SHIM AND LEVEL



DOUBLE CHECK TO SEE IF PANNING IS SQUARE



PREDRILL AND APPLY ANCHORS



APPLY CAULK OVER ALL FASTENERS



CAULK EXTERIOR OF SILL LEG AND INTERIOR BULB FULL PERIMETER




TILT WINDOW IN FROM INTERIOR



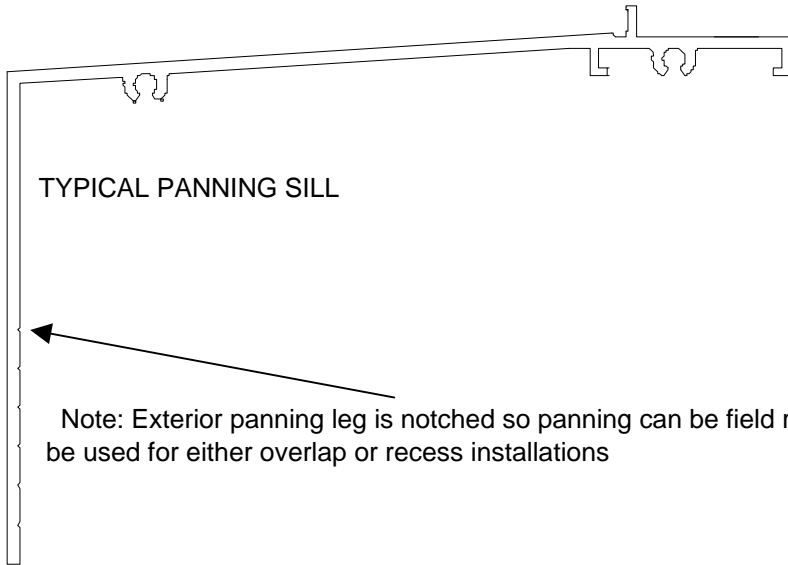
MAKE SURE WINDOW SILL OVERLAPS PANNING SILL LEG



**MAKE SURE WINDOW IS TIGHT TO PANNING AND
INSTALL CLIPS OR TRIM**



TYPICAL PANNING HEAD & JAMBS



TYPICAL PANNING SILL



Gerkin Windows & Doors

P.O Box 3203

Sioux City IA. 51102

Phone: (402) 494-4000 (800) 475-5061

Fax: (402) 494-6765

Web site: www.gerkin.com E-Mail: gerkin@gerkin.com

